

Non-Verbal Communication Cards

For Parents, Caregivers & Educators



Non-Verbal Communication Cards

Flexible across settings and routines

Ready-to-use communication support tool

Designed to build confident, supported communicators

Seamlessly used in daily life

Low prep - print, laminate, ring, and go

Customisable if you want to personalise.

Terms of Use

Last updated: May 2025

These Terms of Use govern all DMH Edu resources, including digital files, printed materials, illustrations, and custom commissions. By accessing, downloading, or using these resources, you agree to be bound by the following conditions.

1. Intellectual Property & Ownership

All content, designs, illustrations, and layouts are the exclusive intellectual property of DMH Edu. Copyright remains with DMH Edu at all times. This includes individualised materials and commissioned artwork. Your download grants you a licence to use the material; it does not transfer ownership of the underlying intellectual property.

2. Single-User Licence & Permitted Use

Unless otherwise stated in a separate School-Wide Licence, each download is for a single user. You are granted a non-exclusive, non-transferable licence to:

- Print and use the resources for personal, educational, therapeutic, or classroom purposes.
- Provide printed copies only to learners or clients you directly support.
- Referral Policy: If a colleague or peer wishes to obtain their own copy of a resource, they must be directed to download it directly from the official DMH Edu website. This ensures every user accepts the most current Terms of Use and supports our impact tracking.

3. Prohibited Use

Without express written permission from DMH Edu, you may not:

- Sell, resell, or commercially distribute DMH Edu resources in any format.
- Share, email, or redistribute digital files (PDFs, JPEGs, etc.) to others.
- Upload resources to websites, shared school drives, marketplaces, or social media groups.
- Edit, alter, recolour, rebrand, or extract artwork to create new products.
- Claim the resources as your own or create derivative works for distribution.

4. Logo & Branding Integrity

To maintain the professional integrity of our materials, the DMH Edu logo must remain visible and unaltered on all printed and digital copies. Removal of watermarks or branding is a breach of these terms.

5. Custom Commissions

Custom illustrations remain the intellectual property of DMH Edu. They are licensed to the commissioner for personal, educational, or therapeutic use only. DMH Edu reserves the right to display anonymised samples for portfolio or promotional use and may licence the artwork to other parties unless a specific agreement is signed in writing.

6. Impact Tracking & NPC Transition

DMH Edu is currently transitioning into a registered Non-Profit Company (NPC) and Non-Profit Organisation (NPO).

- Accurate Data: Individual downloads are our primary metric for measuring community impact. This data is essential for securing the grants and corporate funding required to keep these resources free for the public.
- Sharing: Please share the link to our resource pages rather than the file itself. Every unique visitor helps strengthen our case for future funding.

7. Funding & Donations

As an emerging NPC, all future donations and funding will be dedicated to operational costs, including website hosting, software subscriptions, and the development of specialised inclusive education materials. By adhering to these terms, you directly support the sustainability of this mission.

8. Disclaimer & Limitation of Liability

DMH Edu resources are designed to support communication and learning. They are provided "as is" and do not replace professional assessment, diagnosis, or therapy. DMH Edu is not liable for any decisions made or outcomes resulting from the use of these materials.

9. Termination

DMH Edu reserves the right to terminate your licence to use these resources if these terms are breached. Upon termination, you must cease all use of the resources and destroy any digital or printed copies in your possession.

10. Governing Law

These Terms of Use are governed by and construed in accordance with the laws of the Republic of South Africa.

11. Contact

For permissions, licensing, or custom requests, please visit: dmhedu.co.za/contact

Non-Verbal Communication Cards

Quick Setup Guide for Parents, Caregivers & Educators

These cards give a child a voice when speaking is difficult. Point, pick up, or hand over a card - that's all it takes.

These cards give a child a voice when speaking is difficult. Point, pick up, or hand over a card - that's all it takes.

Set Up the Cards Print and laminate the cards. Punch a hole through the top two circles and thread them onto a keyring. Keep the ring where the child can always reach it - on their desk, school bag, bedside table, or kitchen bench.

Show the Child Model first. Pick up a card, say the words out loud, then act on them. For example: hold up the Thirsty card, say it aloud, and pour a glass of water. Repeat daily until the child reaches for the card independently.

Respond Right Away The moment a child uses a card, respond immediately. Quick responses teach the child that using the card works. Smile, say the phrase back to them, and follow through.

Use Them All Day Weave the cards into everyday routines - meals, getting dressed, school tasks, bedtime. The more consistently they are used across home and school, the faster the child builds confidence.

Keep It Positive Celebrate every use of a card with simple praise: Good for telling me. Thank you for showing me. Never correct or ignore a card point - always acknowledge it.

Ownership and Copyright All content is the intellectual property of DMH Edu.

- **Logo Integrity:** The DMH Edu logo must remain visible and unaltered on all printed and digital copies.
- **No Modifications:** Resources may not be edited, modified, or rebranded without prior written consent.

Tip for Schools: Send a spare set home so the same cards are used at both school and home. Consistency between adults helps the child learn faster and feel supported.

Please ensure you have obtained explicit consent from any individual before submitting their photograph or personal details, in accordance with POPIA regulations.

Custom Cards - Made for Your Child Every child is unique. If you would like a personalised set of cards featuring a cartoon version of your own child, or cards for specific people (e.g., Teacher, Driver, LSA), you can request a free custom commission. Send a clear photo and the cards will be recreated to reflect the individual's appearance - helping the child connect even more deeply with the resource.

Check availability and join the waitlist at: dmhedu.co.za/custom-cards

Personalising Your Blank Cards

A guide for teachers, parents, and caregivers

For an even deeper connection, personalise your blank cards using real photos of your child, their favourite people, places, and things. The more familiar the images, the faster the child will respond.

Add an Image

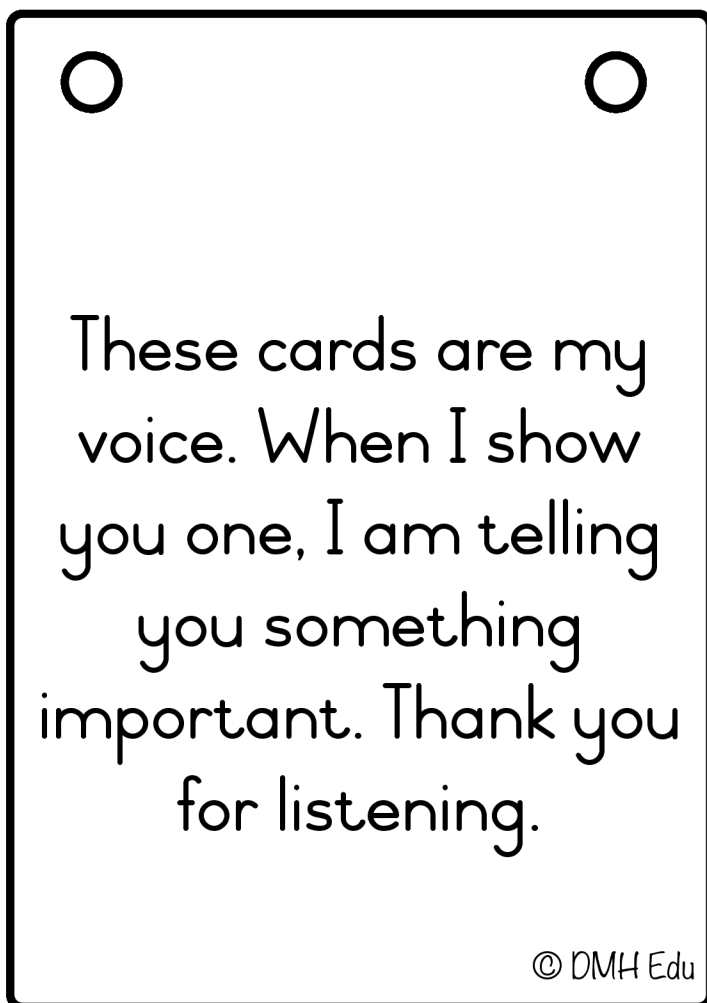

Draw, print, or stick a clear image inside the rounded rectangle in the centre of the card. The image should be simple and easy to recognise at a glance. A photograph of the actual object or person works especially well, as it is the most concrete visual for the child.

Ideas to get you started:

Names of family members or teachers... A favourite meal or snack... I want to go outside... I need a hug... My favourite TV show... I want music... I feel overwhelmed...

Keep school and home aligned:

If a new card is added at school, send a copy home; and vice versa. The child should see the same cards in both.






I am thirsty.

© DMH Edu




I am hungry.

© DMH Edu



I need the bathroom.

© DMH Edu



I need a tissue.

© DMH Edu



I feel happy.

© DMH Edu



I feel sad.

© DMH Edu



I feel angry.

© DMH Edu



I feel scared.

© DMH Edu



I don't understand.

© DMH Edu



I need help.

© DMH Edu



I am tired.

© DMH Edu



I feel sick.

© DMH Edu



It's too loud. I need quiet,
please.

© DMH Edu



Can you show me?

© DMH Edu



Can you help me
read?

© DMH Edu



Time to go to
school.

© DMH Edu

Please sit down.

© DMH Edu

Time to line up.

© DMH Edu

© DMH Edu

© DMH Edu

These are blank and customisable. Feel free to add your own text to the speech bubbles and the sentence at the bottom. Font used: Teacher's Pet. Font size: 35/40.



It's time to eat.

© DMH Edu



It's playtime.

© DMH Edu



Time to go in the
car.

© DMH Edu



Time to go to the
park.

© DMH Edu



Time to go to sleep.

© DMH Edu



Time to brush your
teeth.

© DMH Edu



Time to wash hands.

© DMH Edu



I need to go home.

© DMH Edu



I need an eraser.

© DMH Edu



I need a pencil.

© DMH Edu



I need scissors.

© DMH Edu



I need glue.

© DMH Edu



Thirsty

© DMH Edu



Food

© DMH Edu



Toilet


© DMH Edu



Tissue

© DMH Edu


○ ○



Sleep

© DMH Edu


○ ○



Home

© DMH Edu


○ ○



Car

© DMH Edu

○ ○



Happy

© DMH Edu



Sad

© DMH Edu



Angry

© DMH Edu



Scared

© DMH Edu



Sick

© DMH Edu



Tired

© DMH Edu



Help

© DMH Edu



Read

© DMH Edu



Sit

© DMH Edu

A rectangular speech bubble template with two circles at the top for punch holes. The main body is a large empty rectangle. Below it, the text "Line-up" is centered. In the bottom right corner, there is a copyright notice: "© DMH Edu".

A rectangular speech bubble template with two circles at the top for punch holes. The main body is a large empty rectangle. Below it, the text "Wash" is centered. In the bottom right corner, there is a copyright notice: "© DMH Edu".

A rectangular speech bubble template with two circles at the top for punch holes. The main body is a large empty rectangle. In the bottom right corner, there is a copyright notice: "© DMH Edu".

A rectangular speech bubble template with two circles at the top for punch holes. The main body is a large empty rectangle. In the bottom right corner, there is a copyright notice: "© DMH Edu".

These are blank and customisable. Feel free to add your own text to the speech bubbles and the sentence at the bottom. Font used: Teacher's Pet. Font size: 35/40.



Brush

© DMH Edu



Play

© DMH Edu



Park


© DMH Edu



Quiet

© DMH Edu


○ ○



Yes

© DMH Edu


○ ○



No

© DMH Edu


○ ○



Like

© DMH Edu

○ ○



Pencil

© DMH Edu



Eraser

© DMH Edu



Wait

© DMH Edu



Scissors


© DMH Edu



Glue

© DMH Edu


○ ○



More

© DMH Edu


○ ○



Finished

© DMH Edu


○ ○



Stop





© DMH Edu

○ ○



Later

© DMH Edu





Mother

© DMH Edu



Father

© DMH Edu



Grandmother

© DMH Edu



Grandfather

© DMH Edu



Brother

© DMH Edu



Sister

© DMH Edu



Aunt

© DMH Edu



Uncle

© DMH Edu



Cousin

© DMH Edu



Baby

© DMH Edu



© DMH Edu



© DMH Edu

© DMH Edu

© DMH Edu

© DMH Edu

© DMH Edu

© DMH Edu

© DMH Edu


© DMH Edu

© DMH Edu



I am thirsty.

© DMH Edu




I am hungry.

© DMH Edu



I need the bathroom.

© DMH Edu



I need a tissue.

© DMH Edu



I feel happy.

© DMH Edu



I feel sad.

© DMH Edu



I feel angry.

© DMH Edu



I feel scared.

© DMH Edu



I don't understand.

© DMH Edu



I need help.

© DMH Edu



I am tired.

© DMH Edu



I feel sick.

© DMH Edu



It's too loud. I need
quiet, please.

© DMH Edu



Can you show me?

© DMH Edu



Can you help me
read?

© DMH Edu



Time to go to
school.

© DMH Edu



Please sit down.

© DMH Edu



Time to line up.

© DMH Edu



© DMH Edu



© DMH Edu

These are blank and customisable. Feel free to add your own text to the speech bubbles and the sentence at the bottom. Font used: Teacher's Pet. Font size: 35/40.



It's time to eat.

© DMH Edu



It's playtime.

© DMH Edu



Time to go in the
car.

© DMH Edu



Time to go to the
park.

© DMH Edu



Time to go to
sleep.

© DMH Edu



Time to brush your
teeth.

© DMH Edu



Time to wash
hands.

© DMH Edu



I need to go home.

© DMH Edu



I feel happy.

© DMH Edu



I feel sad.

© DMH Edu



I feel angry.

© DMH Edu



I feel scared.

© DMH Edu



I don't understand.

© DMH Edu



I need help.

© DMH Edu



I am tired.

© DMH Edu



I feel sick.

© DMH Edu



It's too loud. I need
quiet, please.

© DMH Edu



Can you show me?

© DMH Edu



Can you help me
read?

© DMH Edu



Time to go to
school.

© DMH Edu



Please sit down.

© DMH Edu



It's time to line up.

© DMH Edu



© DMH Edu



© DMH Edu



Time to eat.

© DMH Edu



It's playtime.

© DMH Edu



Time to go in the
car.

© DMH Edu



Time to go to the
park.

© DMH Edu



Time to go to
sleep.

© DMH Edu



Time to brush your
teeth.

© DMH Edu



Time to wash
hands.

© DMH Edu



I need to go home.

© DMH Edu



I feel happy.

© DMH Edu



I feel sad.

© DMH Edu



I feel angry.

© DMH Edu



I feel scared.

© DMH Edu



I don't understand.

© DMH Edu



I need help.

© DMH Edu



I am tired.

© DMH Edu



I feel sick.

© DMH Edu



It's too loud. I need
quiet, please.

© DMH Edu



Can you show me?

© DMH Edu



Can you help me
read?

© DMH Edu



Time to go to
school.

© DMH Edu



Please sit down.

© DMH Edu



It's time to line up.

© DMH Edu



© DMH Edu



© DMH Edu



Time to eat.

© DMH Edu



It's playtime.

© DMH Edu



Time to go in the
car.

© DMH Edu



Time to go to the
park.

© DMH Edu



Time to go to
sleep.

© DMH Edu



Time to brush your
teeth.

© DMH Edu



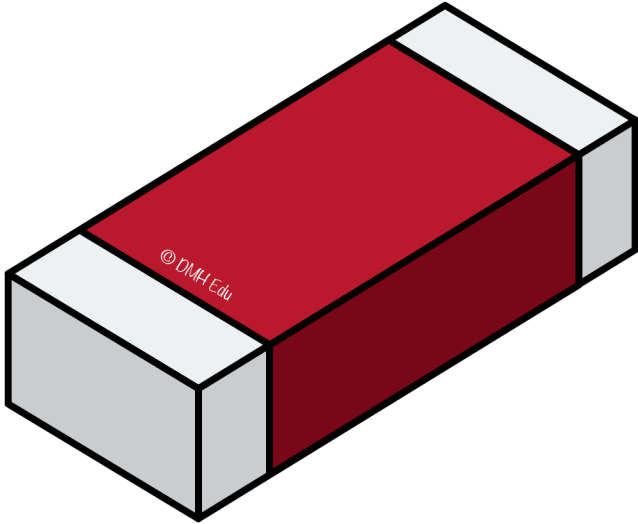
Time to wash
hands.

© DMH Edu




I need to go home.

© DMH Edu



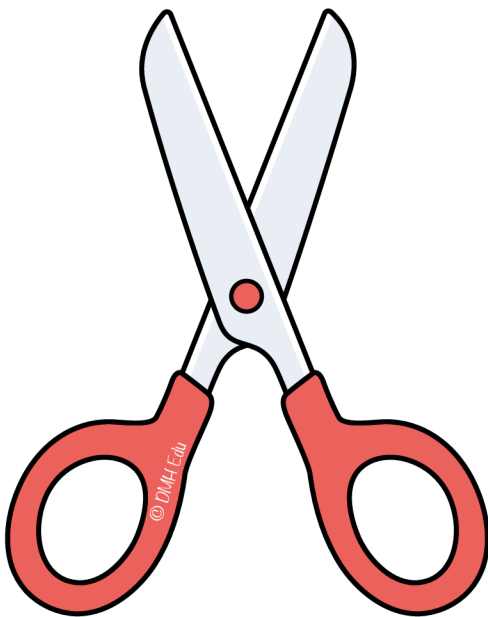
I need an eraser.

© DMH Edu



I need a pencil.

© DMH Edu



I need scissors.


© DMH Edu



I need glue.

© DMH Edu

© DMH Edu



Yes

© DMH Edu


© DMH Edu



No

© DMH Edu

© DMH Edu



I like this

© DMH Edu



© DMH Edu

May I have this?

© DMH Edu